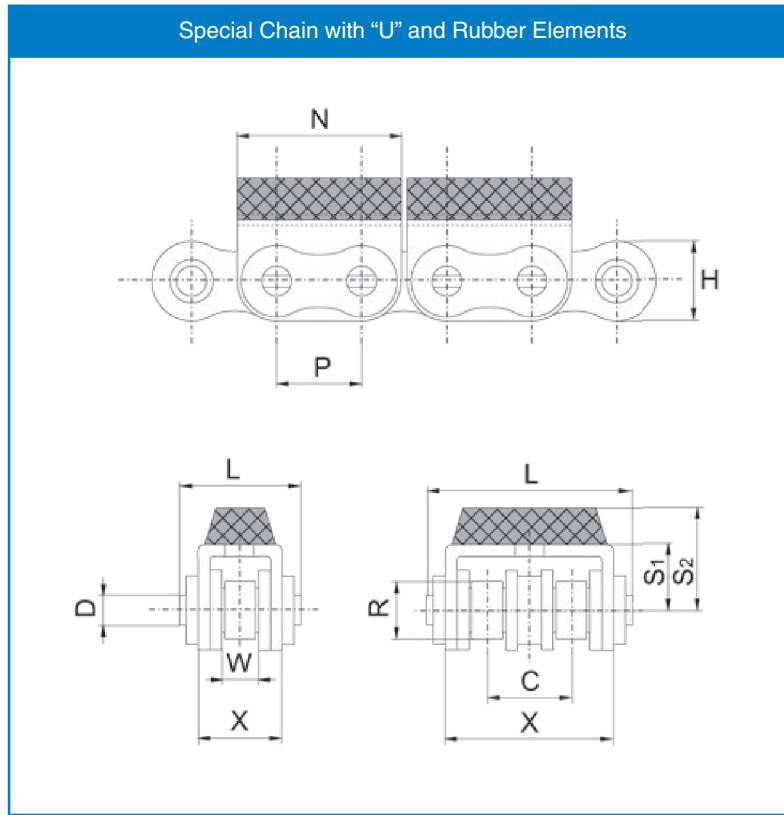


# Roller Chain

## Special Chain with “U” and Rubber Elements

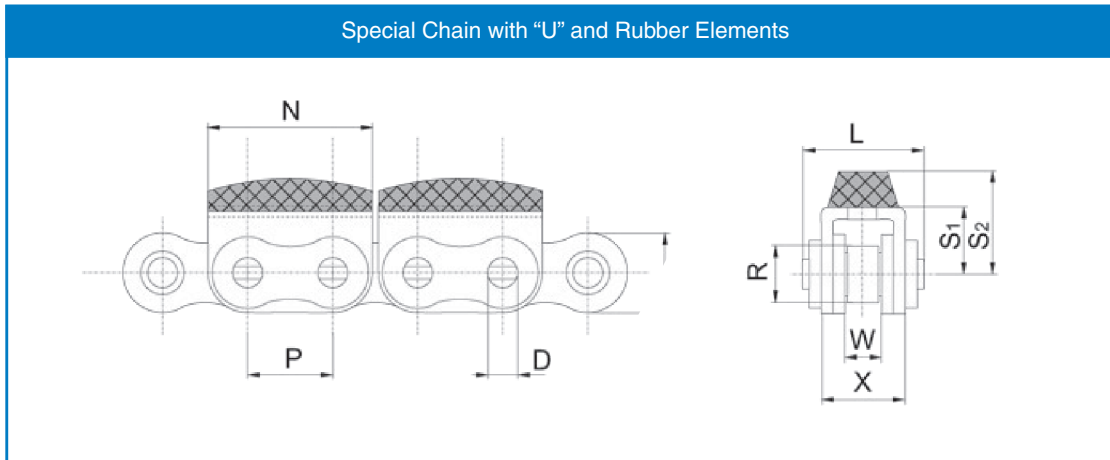


Model	Dimensions	Pitch	Working dimensions	Roller dia. / Ø	Pin dia. / Ø	Height of plate links	Pin length						Tensile strength	
	P x W							P	W min	R max	D max	H max		L max
		inch												
08 B/UG1	1/2" x 5/16"	12.700	7.75	8.51	4.45	10.80	19.60	-	13.0	14.7	24.0	8.8	14.6	
10 B/UG1	5/8" x 3/8"	15.875	9.65	10.16	5.08	13.00	22.30	-	15.5	16.7	30.0	11.3	18.2	
12 B/UG1	3/4" x 7/16"	19.050	11.68	12.07	5.72	16.13	26.50	-	21.0	19.4	37.0	13.0	23.6	
16 B/UG1	1" x 17.02mm	25.400	17.02	15.88	8.28	21.00	40.10	-	21.4	29.05	49.0	15.4	58.0	
08 B-2/UG1	1/2" x 5/16"	12.700	7.75	8.51	4.45	10.80	34.00	13.92	12.5	28.3	24.2	8.3	28.6	
10 B-2/UG1	5/8" x 3/8"	15.875	9.65	10.16	5.08	13.00	39.00	16.59	15.5	33.3	30.0	11.3	36.3	

All dimensions in millimetres unless otherwise stated. Every effort has been taken to ensure that the data listed in this catalogue is correct. Challenge accepts no liability for any inaccuracies or damage caused.

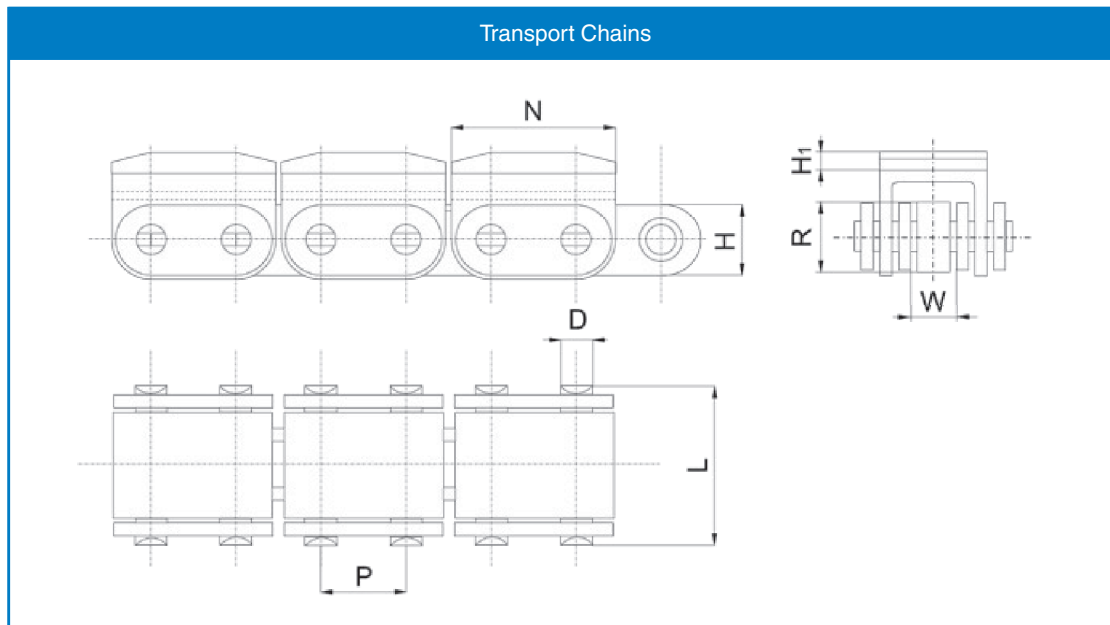
# Roller Chain

## Special Chain with “U” and Rubber Elements



Model	Dimensions P x W		Pitch	Working dimensions		Roller dia. / Ø		Pin dia. / Ø		Height of plate links		Pin length	Tensile strength KN
	inch		P	W min	R max	D max	H max	L max	S <sub>2</sub>	X	N		
08 B/UGR	1/2" x 5/16"		12.7	7.75	8.51	4.45	10.80	19.60	13.0	14.7	24.0	8.8	14.6

## Transport Chains

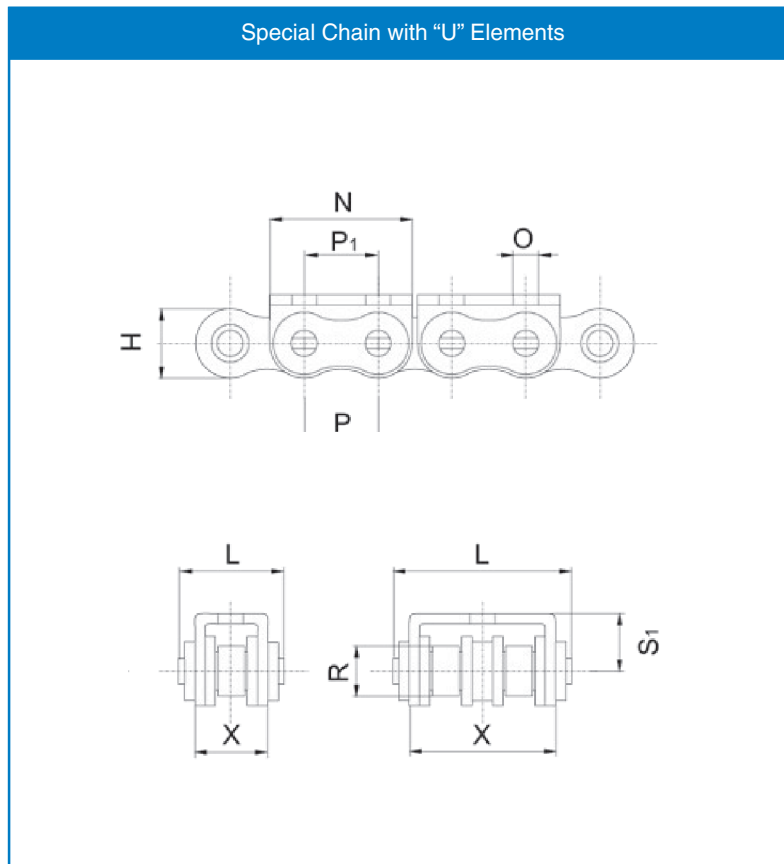


Model	Pitch P		Working dimensions W min	Roller dia. / Ø		Pin dia. / Ø		Height of plate links H max	Pin length L max	N	H <sub>1</sub>	Tensile strength kN
	mm	inch		R max	D max							
16B-1/UGS	25.4	1"	17.02	15.88	8.28	21.0	40.1	49.0	6.0	58		

Every effort has been taken to ensure that the data listed in this catalogue is correct. Challenge accepts no liability for any inaccuracies or damage caused. All dimensions in millimetres unless otherwise stated.

# Roller Chain

## Special Chain with "U" Elements



Model	Dimensions	Pitch	Working	Roller	Pin	Height of	Pin						Tensile strength
	P x W		dimensions	dia. / Ø	dia. / Ø	plate links	length	O	P <sub>1</sub>	X	N	S <sub>1</sub>	
	inch	P	W min	R max	D max	H max	L max						
08 B/U1	1/2" x 5/16"	12.700	7.75	8.51	4.45	10.8	19.6	-	-	14.7	24.0	8.8	14.6
08 B/U2	1/2" x 5/16"	12.700	7.75	8.51	4.45	10.8	19.6	5	-	14.7	24.0	8.8	14.6
08 B/U3	1/2" x 5/16"	12.700	7.75	8.51	4.45	10.8	19.6	5	12.7	14.7	24.0	8.8	14.6
10 B/U1	5/8" x 3/8"	15.875	9.65	10.16	5.08	13.0	22.3	-	-	16.7	30.0	11.3	18.2
10 B/U2	5/8" x 3/8"	15.875	9.65	10.16	5.08	13.0	22.3	5	-	16.7	30.0	11.3	18.2
10 B/U3	5/8" x 3/8"	15.875	9.65	10.16	5.08	13.0	22.3	5	15.8	16.7	30.0	11.3	18.2
08B-2/U1	1/2" x 5/16"	12.700	7.75	8.51	4.45	10.8	34.0	-	-	28.3	24.2	8.3	28.6
08B-2/U2	1/2" x 5/16"	12.700	7.75	8.51	4.45	10.8	34.0	4	12.7	28.3	24.2	8.3	28.6
10B-2/U1	5/8" x 3/8"	15.875	9.65	10.16	5.08	13.0	39.0	5	15.8	33.3	30.0	11.3	36.3